

This is the peer-reviewed version of the paper:

Spasojević, M., Marković, D., Trišović, T., Spasojević, M., 2018. Mathematical model of the catalytic effect of chromium(VI) on hypochlorite disproportionation in chlorate electrolysis. *Journal of the Electrochemical Society* 165, E8–E19.

<https://doi.org/10.1149/2.0291802jes>



[This work is licensed under the Attribution-NonCommercial-NoDerivatives 4.0 International \(CC BY-NC-ND 4.0\)](https://creativecommons.org/licenses/by-nc-nd/4.0/)

Mathematical Model of the Catalytic Effect of Chromium(VI) on Hypochlorite Disproportionation in Chlorate Electrolysis

M. Spasojević,¹ D. Marković,¹ T. Trišović,² and Milica Spasojević³

¹Joint Laboratory for Advanced Materials of SASA, Faculty of Technical Sciences, Čačak, University of Kragujevac, Čačak, Serbia

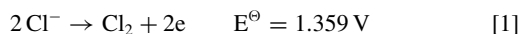
²Institute of Technical Sciences of the Serbian Academy of Sciences and Arts, Belgrade, Serbia

³Faculty of Chemistry, University of Belgrade, Belgrade, Serbia

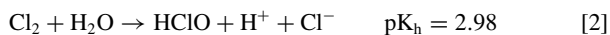
The effect of chromium(VI) on the kinetics of disproportionation of hypochlorous acid and hypochlorite was established in the solution for the electrolytic production of chlorate. The hexavalent chromium species $\text{Cr}_2\text{O}_7^{2-}$, HCrO_4^- and CrO_4^{2-} present in the solution catalyze the disproportionation reaction. In both the absence and presence of chromium(VI), disproportionation is a third-order reaction with respect to HClO and ClO^- , and a first-order reaction with respect to the hexavalent chromium species. In the presence of chromium(VI) ions, four parallel reactions probably take place in the solution i.e. uncatalyzed disproportionation and three parallel reactions catalyzed by $\text{Cr}_2\text{O}_7^{2-}$, HCrO_4^- and CrO_4^{2-} ions. Most likely, the hexavalent chromium species do not change the sequence of elementary reactions in the disproportionation mechanism but only speed up the rate-determining step through interaction with its reactants. In the chlorate production process, as chromium(VI) concentration increases, the optimum pH which ensures the maximum rate of disproportionation is shifted to an acid environment. This is due to an increase in the concentration of the catalytically most active species HCrO_4^- with increasing acidity of the solution. A mathematical model of the kinetics of the chromium(VI)-catalyzed disproportionation of hypochlorite and hypochlorous acid into chlorate was set up. Good agreement was obtained between theoretical and experimental data.

On an industrial scale, sodium chlorate is produced by the electrolysis of concentrated solutions of sodium chloride.¹⁻³ In 2015, sodium chlorate production totaled 3.6 million tons, whereof 3.2 million tons were used to make chlorine dioxide for the environmentally friendly elemental chlorine-free (ECF) bleaching of pulp.⁴ In the last 10–15 years, the annual demand for sodium chlorate has increased by about 30%.⁴ The increase in consumption will probably continue as the use of tissue (kitchen rolls, bathroom tissue etc.) and packaging board increases. In modern industrial plants, current efficiency in the sodium chlorate process ranges from 94 to 96%, and is limited by oxygen formation.² Increasing the current efficiency by decreasing the oxygen evolution reaction could yield large economic savings due to the high annual production of sodium chlorate. A detailed description of the process and chemistry of the electrolytic production of chlorate is provided by H. Vogt et al.,⁵ J. E. Colman and B. V. Tilak⁶ and N. Ibl and H. Vogt.⁷

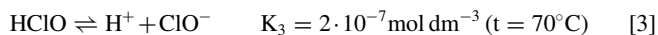
During the electrolytic production of chlorate by the electrolysis of concentrated solutions of sodium chloride, elemental chlorine is evolved at the anode by the oxidation of chloride ions:



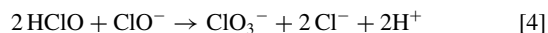
The chlorine evolved is quickly absorbed in the electrolyte and hydrolyzed to hypochlorous acid:



The hydrolysis reaction is fast and, therefore, at pH values of the solution above 5.8, almost all the dissolved chlorine hydrolyzes near the anode.¹⁻¹⁴ The cell gas contains less than 0.2% chlorine. In the solution, an equilibrium of the hypochlorous acid dissociation reaction is established:



In the bulk of the solution, hypochlorous acid and hypochlorite disproportionate into chlorate:¹⁻¹⁵

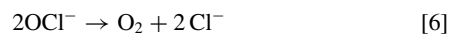
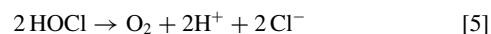


Reaction 4 is a homogenous reaction, which under industrial conditions occurs at a maximum rate in the pH range of 6.1 to 6.5 at temperatures between 70 and 90°C.¹⁻¹⁴ This reaction intensifies chlorine evolution at a low pH and oxygen formation at a high pH. A chlorate production plant typically features a large volume tank through

which the reaction solution flows to allow Reaction 4 to reach high conversion.¹⁴⁻¹⁶ The temperature of the solution is set to a relatively high value in order to increase the rate of the chemical conversion of hypochlorous acid and hypochlorite into chlorate, and electrode reactions (to decrease cell voltage).^{9,14-17} However, increasing temperature leads to an increase in the rate of undesirable oxygen evolution reaction. Therefore, the optimum temperature which ensures maximum current efficiency must be determined.

Research has been conducted on the effect of solution pH, solution temperature, and sodium chloride and sodium chlorate concentrations on the kinetics and mechanism of disproportionation of hypochlorous acid and hypochlorite.¹⁸⁻²³ It has been shown that disproportionation (Reaction 4) is a third-order reaction of the form $\frac{-d(\text{HClO} + \text{ClO}^-)}{dt} = k_1 \cdot C^2(\text{HClO}) \cdot C(\text{ClO}^-)$.^{22,23} J. Wangård and M. Wildlock²³ reported the rate constant k_1 of $7.19 \text{ mol}^{-2} \text{ dm}^{-6} \text{ s}^{-1}$ in the solution containing $526 \text{ g dm}^{-3} \text{ NaClO}_3$ and $113 \text{ g dm}^{-3} \text{ NaCl}$ at $t = 70^\circ\text{C}$.

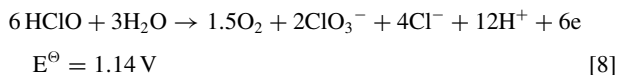
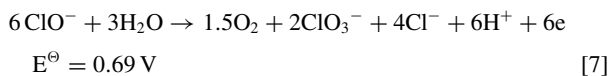
In the bulk solution, a minor fraction of hypochlorous acid and hypochlorite is decomposed into oxygen and chloride ions:



The kinetics and mechanism of this side reaction have also been examined.^{22,24-28} S. Sandin et al.²² determined that uncatalyzed oxygen formation is a third-order reaction with respect to hypochlorous acid and hypochlorite, which is dependent on the pH of the solution, similarly to the chlorate formation Reaction 4. The rate constant for uncatalyzed oxygen formation by hypochlorite decomposition was found to be $0.046 \text{ mol}^{-2} \text{ dm}^{-6} \text{ s}^{-1}$, compared with that for chlorate formation of about $0.73 \text{ mol}^{-2} \text{ dm}^{-6} \text{ s}^{-1}$. S. Sandin et al.²² suggested that oxygen is formed via the same intermediate complex $[\text{H}_2\text{Cl}_2\text{O}_2$ or $\text{HCl}_2\text{O}_2^-]$ as chlorate. Also, no effect of ionic strength on the rate of Reactions 5 and 6 was determined.²² Based on the fact that the rate constant of chlorate formation by the disproportionation of hypochlorous acid and hypochlorite in concentrated chlorate and chloride solutions is over $7.1 \text{ mol}^{-2} \text{ dm}^{-6} \text{ s}^{-1}$ at 70°C , J. Wangård and M. Wildlock²³ concluded that less than 1% of the hypochlorite reacts to oxygen in the bulk solution, and that homogeneous oxygen formation is neglected in the kinetic evolution.

As stated by a number of authors,^{7,10-13,16,17,29-31} most of the loss in current efficiency during chlorate production is caused by the anodic

oxidation of hypochlorous²³ acid and hypochlorite:^{23,31}

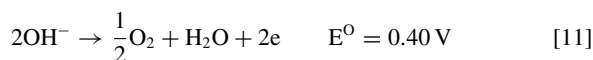


S. Kotowski and B. Busse³² studied a chlor-alkali membrane cell system, and found that only 20 to 60% of oxygen is evolved by Reactions 7 and 8 whereas the rest is produced by the oxidation of water and the following reaction:²³



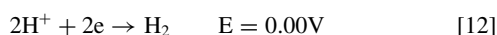
Similar assumptions were made by J. E. Colman and B. V. Tilak,⁶ K. L. Hardee and L. K. Mitchell,³³ Byrne et al.³⁴ and R.K.B. Karlsson and A. Cornell.³⁵

The anodic current losses may also be induced by the anodic oxidation of water and OH⁻ ions:



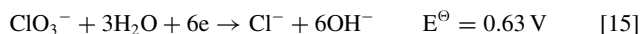
The losses induced by Reactions 10 and 11 become substantial at low chloride concentrations and at low anode potentials.^{8,10,12,13,31,35-38} The composition of the active coating makes a significant contribution to these losses.^{8,37} Under industrial chlorate production conditions, during the electrolysis of NaCl solution at concentrations above 100 g dm⁻³, when highly selective DSA anodes are used, the current losses resulting from Reactions 10 and 11 are negligible.^{10,33,35-37}

Hydrogen evolution is the primary reaction at the cathode:



Reaction 12 is dominant at low current densities ($j < 0.1 \text{ kAm}^{-2}$), whereas under chlorate production conditions ($1.5 \text{ kAm}^{-2} < j < 4.5 \text{ kAm}^{-2}$) hydrogen is mostly evolved from water (Reaction 13). The intensity of Reaction 12 is dependent on factors such as mass transport and buffer capacity of the electrolyte.^{38,39}

Apart from Reactions 12 and 13, the reduction of hypochlorite and chlorates may also occur at the cathode:²³



In the absence of chromium(VI) in the solution, these two reactions are the main reason for the current efficiency loss at the cathode. Reaction 14 is controlled by mass transport.³¹⁻⁴⁰ Reaction 15 is kinetically controlled, and its rate depends on the catalytic properties of the cathode material.⁴¹ The addition of 2 to 5 g dm⁻³ Na₂Cr₂O₇ to the solution leads to the formation of a protective film on steel or titanium cathodes, which prevents Reactions 14 and 15.^{1-7,15-17,41-48} This film also prevents the cathodic reduction of dissolved oxygen^{42,49} and nitrate and nitrite ions.⁵⁰

During the electrolysis, chromium(VI) is reduced to Cr(III) at the cathode to form a chromium(III) hydroxide film. The film is thin, thinner than 10 nm, and contains a high amount of water.⁴³

In the chlorate cell, low-carbon steel is the most common cathode material. Although the electrode is cathodically protected during the operation, its corrosion cannot be overlooked during operational stops. The chromium(III) hydroxide film protects the steel from corrosion by acting as a barrier to oxidants such as oxygen and hypochlorite.^{51,52}

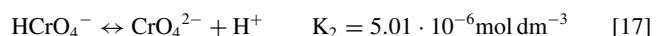
The addition of chromium(VI) to the solution also affects the anode process.⁵³⁻⁵⁵ Chromium(VI) species can adsorb onto the active sites of DSA anodes, thus increasing the anodic potential and thereby promoting the oxygen evolution reaction and increasing the rate of corrosion of the active coating.⁵³⁻⁵⁵

Through a buffering effect, chromium(VI) reduces the acidity near the anodic surface. Reactions where oxygen is formed from hypochlorite ions depend on pH, which determines the ratio of the reactants HClO/ClO⁻.⁵⁶

The species resulting from the dissolution of Na₂Cr₂O₇ in the solution can catalyze the disproportionation reaction (Reaction 4) and thus decrease the steady-state concentration of hypochlorous acid and hypochlorite.^{23,57} As the anodic oxygen formation (Reactions 7 and 8) is proportional to the concentration of hypochlorite, an indirect effect of chromate addition is that it lowers the oxygen production through this mechanism.²³ J. Wanngård and M. Wildlock²³ showed that the rate of disproportionation can be described as an uncatalyzed third-order reaction with respect to hypochlorite species and a parallel chromate-catalyzed reaction of apparent reaction order 2.2. The kinetic effect of the chromate species also lowers the optimum reaction pH below that of the uncatalyzed reaction. These authors also showed that hypochlorite consuming reactions such as anodic and homogeneous oxygen formation as well as cathodic reduction and desorption of chlorine species in the cell gas have no significant effect on the steady-state concentration of hypochlorite in the chlorate cell.²³

Salts and oxides of some metals Mn(II), F(III), Co(II), Ni(II), Cu(II) catalyze the decomposition of hypochlorous acid and hypochlorite (Reactions 5 and 6).⁵⁸⁻⁶⁰ S. Sandin et al.²² determined that the addition of 10 μmol dm⁻³ FeCl₃, Fe₃O₄, CeCl₃, Na₂Cr₂O₇, Na₂MoO₄, RuCl₃ and RuO₂, 100 ppm of AgCl and 9 ppm of Al₂O₃ to dilute NaOCl solutions did not catalyze the decomposition of hypochlorite to oxygen or chlorate. However, the addition of 10 μmol dm⁻³ of CoCl₃ or IrCl₃ catalyzes Reactions 5 and 6. Under industrial chlorate production conditions, the content of heavy metal salts in the electrolyte is low and, hence, their effect on the rate of hypochlorite decomposition is negligible.¹⁻⁷

The addition of chromium(VI) to the solution for the electrolytic production of chlorate ensures a buffering effect. The HCrO₄⁻/CrO₄²⁻ system has its maximal buffer capacity in the pH region 6.0-6.5, which coincides very well with the optimal pH of the chlorate formation Reaction 4. In the chromium(VI) solution, the following equilibria are established:⁶¹⁻⁶³



During the electrolysis of the solution without chromium(VI) in the chlorate cell, in the vicinity of the anode, due to chlorine hydrolysis (Reaction 2), the solution pH can be lower than 1.0.³⁹ In such an acidic environment, the reduction of chlorate by chloride can result in chlorine dioxide.^{6,64} In the presence of chromium(VI), owing to the buffering effect, chlorine dioxide is not formed.³⁹

Previous considerations have shown that the effect of chromium(VI) addition on the kinetics and mechanism of homogeneous and electrode reactions taking place in the chlorate process has not been elucidated yet. Therefore, the objective of this study was to examine the catalytic effect of chromium(VI) addition on the kinetics and mechanism of disproportionation of hypochlorous acid and hypochlorite into chlorate.

Experimental

The rate of disproportionation of hypochlorous acid and hypochlorite was determined in the solutions: 110 g dm⁻³ NaCl; 540 g dm⁻³ NaClO₃ and C(Na₂Cr₂O₇) = a) · · 0.00 mol dm⁻³; b) · · 0.00375 mol dm⁻³ (1.0 g dm⁻³); c) · · 0.011357 mol dm⁻³ (3.0 g dm⁻³); d) · · 0.01895 mol dm⁻³ (5.0 g dm⁻³) and e) · · 0.02650 mol dm⁻³ (7.0 g

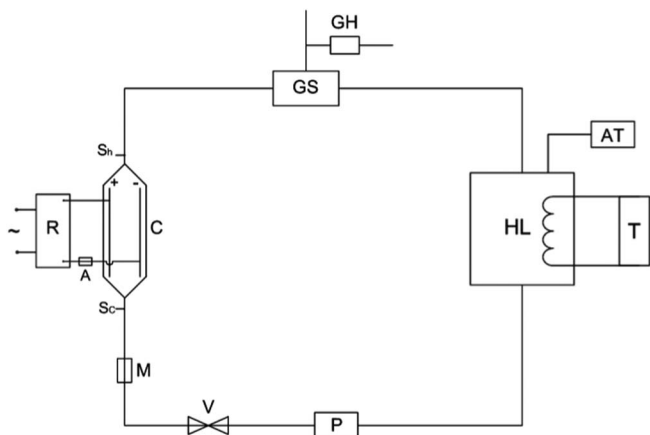


Figure 1. Chlorate apparatus: c ·· electrochemical cell; GS ·· gas/liquid separator; GH ·· gas analyzer; HL ·· holding tank; T ·· thermostat; P ·· pump; V ·· flow check valve; M ·· flow meter; R ·· rectifier; A ·· ammeter, Sc and Sh ·· sampling valves, and AT ·· automatic titrator of NaOH or HCl solution.

dm⁻³). Temporal changes in the concentration of hypochlorous acid and hypochlorite, C(HClO+ClO⁻), were monitored.

A 3.0 dm³ glass container holding the solutions was placed in the thermostat. The temperature of the solutions was 70 ± 0.5°C, and pH values were: a) ·· 6.0 ± 0.02; b) ·· 6.4 ± 0.002 and c) ·· 7.0 ± 0.02. The desired pH values were maintained by the addition of dissolved NaOH or HCl using an automatic titrator, and by intensive mixing using a magnetic stirrer. Solution pH was measured by a WTW pH-340pH meter.

The tested solutions of the desired concentration of hypochlorous acid and hypochlorite, C(HClO+ClO⁻), were obtained in the apparatus composed of an electrochemical cell, a gas/liquid separator, a holding tank, a thermostat, a pump, a flow check valve, and an automatic titrator of NaOH or HCl solution (Fig. 1).

The cell case, gas separator and the holding tank were made of Plexiglas and connected by polypropylene tubing. The holding tank contained 12.0 dm³ of the solution. The total volume of the solution in the apparatus was 13.5 dm³. The anode used was a DSA plate with a surface area of 84.1 cm² and an active coating containing 40 mol% RuO₂ and 60 mol% TiO₂. At a distance of 0.3 cm, a titanium cathode plate was placed parallel to the anode. For experimental purposes, in the absence of Na₂Cr₂O₇, a titanium cathode covered with a highly selective Cr-MoO₂ coating, where no reduction of HClO and ClO⁻ occurred, was used.⁶⁵ Both electrodes were 0.3 cm in thickness. The temperature of the solutions in the apparatus was 70 ± 0.5°C. The desired pH of the solutions was adjusted by the addition of NaOH or HCl using an automatic titrator. The compositions of the solutions before the electrolysis in the apparatus were as follows: 110 g dm⁻³NaCl; 540 g dm⁻³NaClO₃ and C(Na₂Cr₂O₇) = a) ·· 0.00 mol dm⁻³; b) ·· 0.00378 mol dm⁻³; c) ·· 0.011357 mol dm⁻³; d) ·· 0.01895 mol dm⁻³ and e) ·· 0.02650 mol dm⁻³. The solutions were prepared from reagent-grade chemicals and triple-distilled water. The required concentrations of hypochlorous acid and hypochlorite were obtained by electrolysis at a current density of j = 3 kAm⁻². The solution was taken from the apparatus (Fig. 1.) at a sampling point located in front of the cell, and transferred through the tube into a separate glass container. Samples for the analysis of the temporal dependence of hypochlorite and hypochlorous acid concentrations (Fig. 2.) were sampled from the separate glass container, whereas samples for the analysis of the pH dependence of steady-state concentrations of hypochlorous acid and hypochlorite for different concentrations of chromium(VI) were taken at the point in front of the cell apparatus (Fig. 1). Gas composition during hypochlorite decomposition was not analyzed. At the initial time interval, there was a relatively rapid decrease in the concentration of (HClO + ClO⁻) due to disproportionation, and a negligible rate of decomposition of hypochlorous acid and hypochlorite into oxygen and chloride (Reaction 5). Therefore, in this case, it was extremely difficult to establish a precise dependence of O₂ content on C(HClO + ClO⁻).

tionation, and a negligible rate of decomposition of hypochlorous acid and hypochlorite into oxygen and chloride (Reaction 5). Therefore, in this case, it was extremely difficult to establish a precise dependence of O₂ content on C(HClO + ClO⁻).

The sum of hypochlorous acid and hypochlorite concentrations, C(HClO+ClO⁻), was determined by potentiometric titration with As₂O₃ solution, and that of chlorate concentration by titration with KBrO₃ solution.⁷ The concentration of NaClO₃ was potentiometrically measured immediately after a steady state was established, and then after about 15% NaCl was converted. The current efficiency for chlorate formation was mostly determined based on the composition of the output gas mixture.^{7,29} The composition of the mixture was determined by gas chromatography. Measurements were made after reaching a steady state. Three measurements were made at an interval of 90 minutes, and the mean was determined thereafter. In cases involving potentiometric measurements of the increment of NaClO₃ concentration during a given time interval, gas analysis was performed six times. The data on the current efficiency for chlorate generation determined using the composition of the output gas mixture were in good agreement with the results obtained by measuring the increment of chlorate concentration (±0.6%).

Results and Discussion

Studies^{22,23} have shown that, in the absence of Na₂Cr₂O₇, disproportionation (Reaction 4) is a third-order reaction of the form:

$$-\frac{dC(HClO + ClO^-)}{dt} = k_1 C^2(HClO) \cdot C(ClO^-) \quad [18]$$

The value of the constant k₁ was found to increase exponentially with increasing temperature of the solution and increasing concentrations of NaCl and NaClO₃.¹⁸⁻²³ Table I. provides k₁ values obtained by J. Wanngård and M. Wildlock.²³

In the presence of chromium(VI), the same authors²³ showed that the rate of chlorate formation can be described as an uncatalyzed third-order reaction with respect to hypochlorite species and a parallel chromate-catalyzed reaction with the partial orders 1.0; 1.7 and 0.5 with respect to CrO₄²⁻, HClO and HClO+ClO⁻, respectively.

In the present experiment, the composition of the solution used in evaluating the effect of chromium(VI) on the kinetics of disproportionation of hypochlorous acid and hypochlorite was similar to the composition of the solution used in the electrolytic chlorate process. The composition of the starting solution was: 110 g dm⁻³NaCl; 540 g dm⁻³ NaClO₃ and C(Na₂Cr₂O₇) = a) ·· 0.00 mol dm⁻³; b) ·· 0.00378 mol dm⁻³; c) ·· 0.011357 mol dm⁻³; d) ·· 0.01895 mol dm⁻³ and e) ·· 0.02650 mol dm⁻³.

The dependences of C(HClO+ClO⁻) on time, t, solution pH and Na₂Cr₂O₇ concentration, C(Na₂Cr₂O₇), were recorded (Fig. 2). The diagrams in Fig. 2 show that the increase in chromium(VI) concentration, C(Na₂Cr₂O₇), results in an increase in the rate of disproportionation. Using the diagrams presented in Fig. 2, for C(HClO+ClO⁻) 0.015 mol dm⁻³, 0.02 mol dm⁻³, 0.025 mol dm⁻³ and 0.03 mol dm⁻³, the values of the parameters: $-\frac{dC(HClO+ClO^-)}{dt}$, $\frac{1}{2C^2(HClO+ClO^-)}$ and C³(HClO+ClO⁻) were determined for the diagrams plotted in Fig. 3 - Fig. 6. The rates of disproportionation, $-\frac{dC(HClO+ClO^-)}{dt}$, were determined by the slopes of the tangent lines $-\frac{\Delta C(HClO+ClO^-)}{\Delta t}$ to the curves in Figs. 2a, 2b and 2c. Figure 3 presents the rate of disproportionation of hypochlorous acid and hypochlorite as a function of solution pH, hypochlorous acid and hypochlorite concentration, C(HClO+ClO⁻), and chromium(VI) concentration, C(Na₂Cr₂O₇).

Figure 4 presents the rate of disproportionation $-\frac{dC(HClO+ClO^-)}{dt}$ as a function of the third power of hypochlorous acid and hypochlorite concentration, C³(HClO+ClO⁻), at constant pH values.

The diagrams in Fig. 4 show that the rate of disproportionation in both the absence and presence of chromium(VI), at a constant pH, increases linearly with the third power of the concentration of hypochlorous acid and hypochlorite.

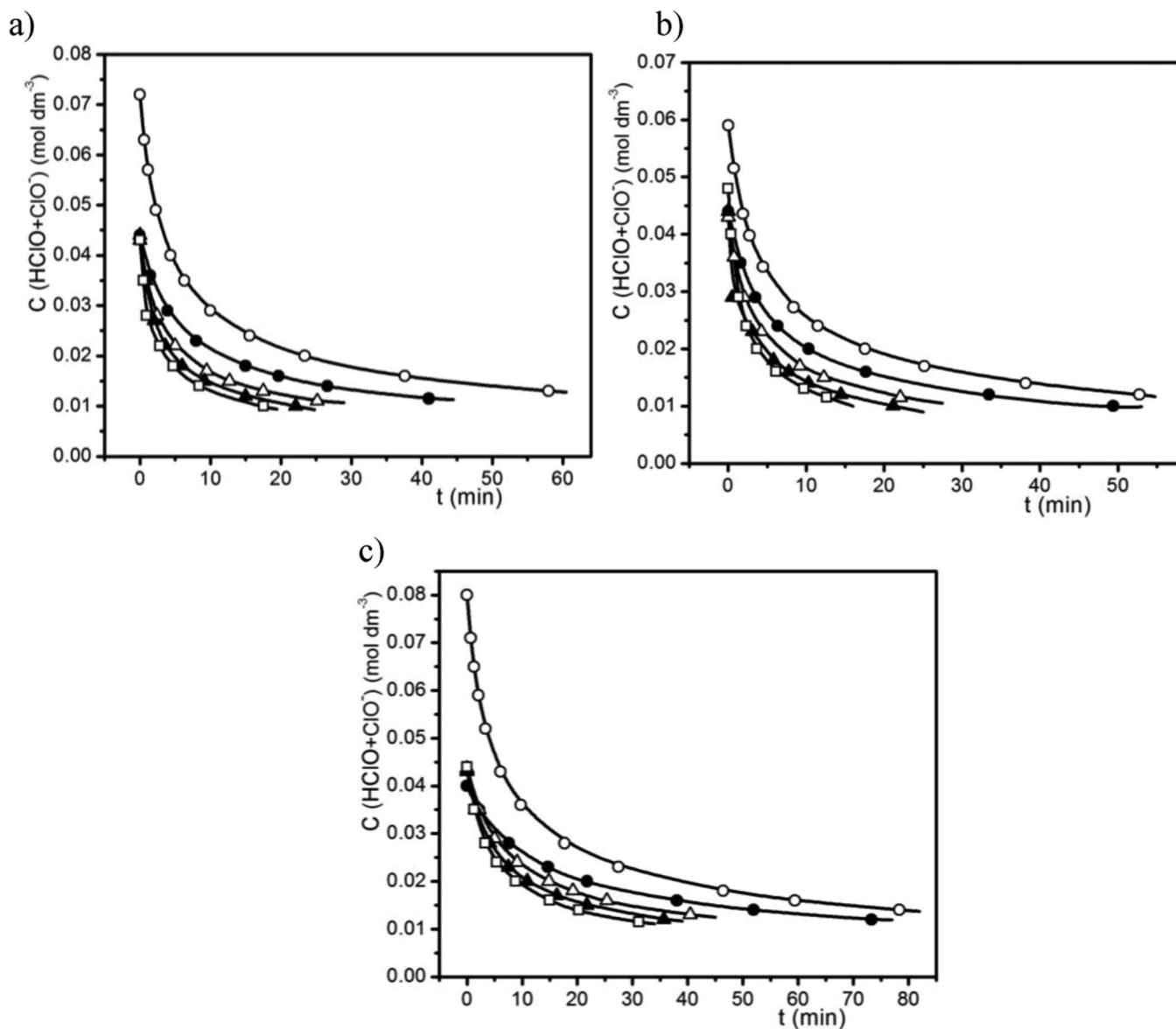


Figure 2. The concentration of hypochlorous acid and hypochlorite, $C(\text{HClO}+\text{ClO}^-)$, as a function of time and chromium(VI) concentration, $C(\text{Na}_2\text{Cr}_2\text{O}_7)$: $\circ \cdot \cdot$ $0.00 \text{ mol dm}^{-3} \text{ Na}_2\text{Cr}_2\text{O}_7$; $\bullet \cdot \cdot$ $0.00378 \text{ mol dm}^{-3} \text{ Na}_2\text{Cr}_2\text{O}_7$; $\Delta \cdot \cdot$ $0.011357 \text{ mol dm}^{-3} \text{ Na}_2\text{Cr}_2\text{O}_7$; $\blacktriangle \cdot \cdot$ $0.01895 \text{ mol dm}^{-3} \text{ Na}_2\text{Cr}_2\text{O}_7$; and $\square \cdot \cdot$ $0.02650 \text{ mol dm}^{-3} \text{ Na}_2\text{Cr}_2\text{O}_7$ at a) pH = 6.0; b) pH = 6.4 and c) pH = 7.0. ($C(\text{NaCl}) = 110 \text{ g dm}^{-3}$; $C(\text{NaClO}_3) = 540 \text{ g dm}^{-3}$, $t = 70^\circ\text{C}$).

Fig. 5 illustrates the dependence of the rate of disproportionation on the concentration of chromium(VI) at a constant pH and at the third power of the concentration of hypochlorous acid and hypochlorite.

Using the diagrams in Figs. 3 and 4, it is assumed that disproportionation in both the presence and absence of chromium(VI) is a third-order reaction with respect to hypochlorous acid and hypochlorite, and that the reaction rate constant is dependent on solution pH and chromium(VI) concentration. Based on this assumption, a unique kinetic expression can be written for the rate of uncatalyzed and cat-

alyzed disproportionation reactions:

$$\frac{-dC(\text{HClO} + \text{ClO}^-)}{dt} = k_5 \cdot C^2(\text{HClO}) \cdot C(\text{ClO}^-) \quad [19]$$

where $k_5 = f(\text{pH}, C(\text{Na}_2\text{Cr}_2\text{O}_7))$.

Given the experimental determination of both pH and the total concentration of hypochlorous acid and hypochlorite, Expression 19 is transformed into an expression which gives the dependence of the disproportionation rate on $C(\text{H}^+)$ and $C(\text{HClO}+\text{ClO}^-)$. Combining

Table I. Values of the constant k_1 depending on solution temperature and composition.²³

$k_1 \text{ mol}^{-2} \text{ dm}^{-6} \text{ s}^{-1}$	Solution composition (g dm^{-3})	Temperature ($^\circ\text{C}$)
$6.58 \leq k_1 \leq 8.14$	$528 \leq \text{NaClO}_3 \leq 623$ $54 \leq \text{NaCl} \leq 111$	70
$11.42 \leq k_1 \leq 13.58$	$223 \leq \text{NaClO}_3 \leq 604$ $54 \leq \text{NaCl} \leq 111$	80

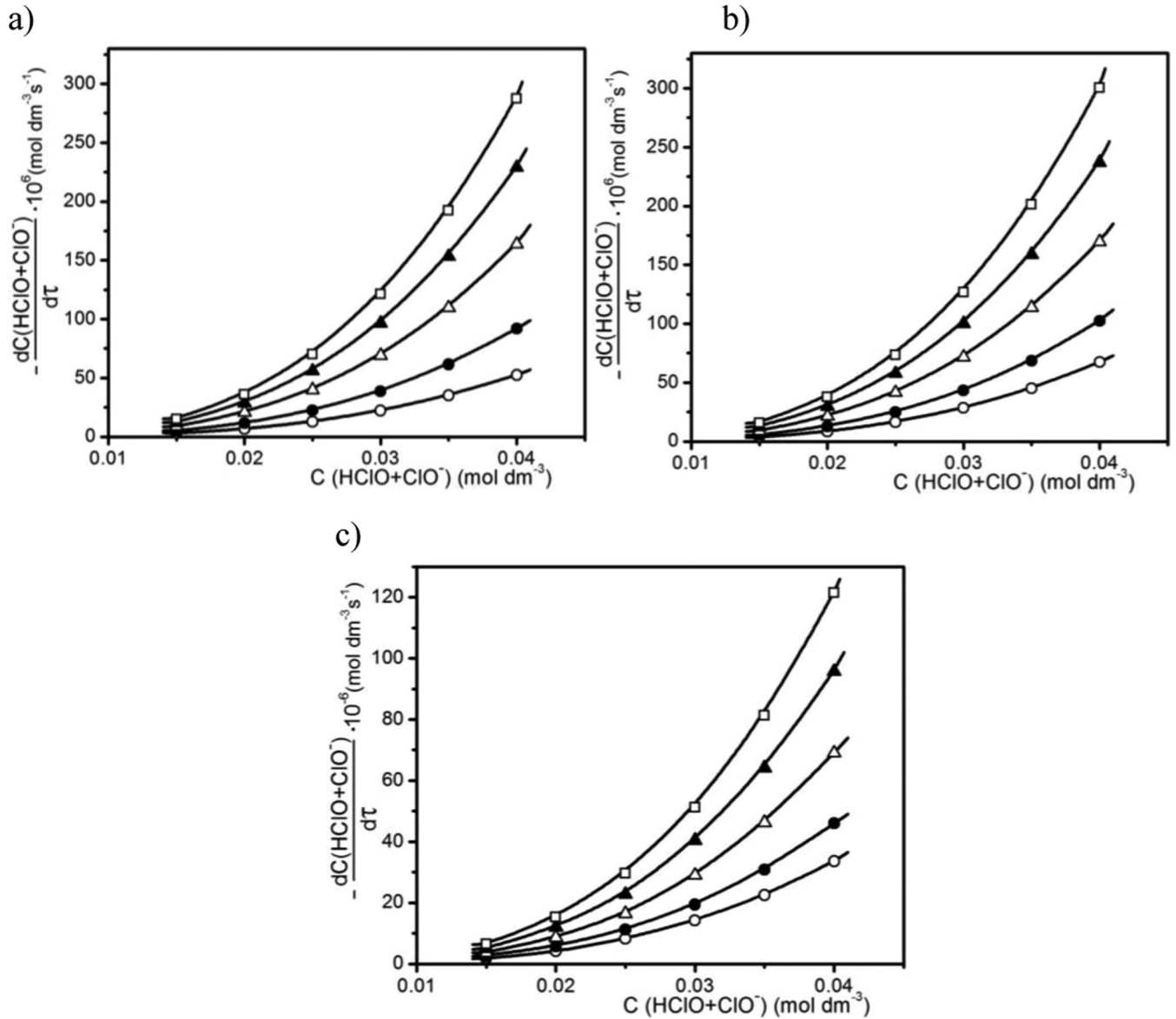


Figure 3. The rate of disproportionation of hypochlorous acid and hypochlorite, $-\frac{dC(HClO+ClO^-)}{dt}$, as a function of the concentration of hypochlorous acid and hypochlorite, $C(HClO+ClO^-)$, for different concentrations of chromium(VI), $C(Na_2Cr_2O_7)$; \circ · 0.00 mol dm⁻³ Na₂Cr₂O₇; \bullet · 0.00378 mol dm⁻³ Na₂Cr₂O₇; Δ · 0.011357 mol dm⁻³ Na₂Cr₂O₇; \blacktriangle · 0.01895 mol dm⁻³ Na₂Cr₂O₇; and \square · 0.02650 mol dm⁻³ Na₂Cr₂O₇, at different solution pH values a) · pH = 6.0; b) · pH = 6.4 and c) · pH = 7.0. ($C(NaCl) = 110$ g dm⁻³; $C(NaClO_3) = 540$ g dm⁻³, $t = 70^\circ C$).

Equation 19, the equilibrium constant expression for Reaction 3 and the mole balance expression for hypochlorous acid and hypochlorite results in the rate disproportionation equation:

$$\frac{-dC(HClO + ClO^-)}{dt} = k_5 \frac{K_3 \cdot C^2(H^+)}{[K_3 + C(H^+)]^3} \cdot C^3(HClO + ClO^-) \quad [20]$$

At pH = const and $C(Na_2Cr_2O_7) = \text{const}$, the integral form of Equation 20 is:

$$\frac{1}{2C^2(HClO + ClO^-)} - \frac{1}{2C_o^2(HClO + ClO^-)} = k_5 \frac{K_3 C^2(H^+)}{[K_3 + C(H^+)]^3} t \quad [21]$$

where: t – time and $C_o(HClO + ClO^-)$ – concentration for $t = 0$.

Figure 6 presents $\frac{1}{2C^2(HClO+ClO^-)}$ as a function of time, t , for different chromium(VI) concentrations and solution pH values.

The obtained linear dependences of $\frac{1}{2C^2(HClO+ClO^-)}$ on t (Fig. 6) indicate that, at pH = const and $C(Na_2Cr_2O_7) = \text{const}$, in both the absence and presence of chromium (VI), disproportionation is a third-order reaction with respect to hypochlorous acid and hypochlorite.

Based on the slope, $\frac{\Delta \frac{1}{2C^2(HClO+ClO^-)}}{\Delta t}$, of the lines obtained for different chromium(VI) concentrations and solution pH values, the values of the expression $k_5 \frac{K_3 C^2(H^+)}{[K_3 + C(H^+)]^3}$ were determined, and then the expression was used to calculate the rate constants k_5 (Table II).

The values in Table II show that the value of the rate constant, k_5 , of the disproportionation reaction increases with increasing chromium(VI) concentration and solution acidity. The pH dependence

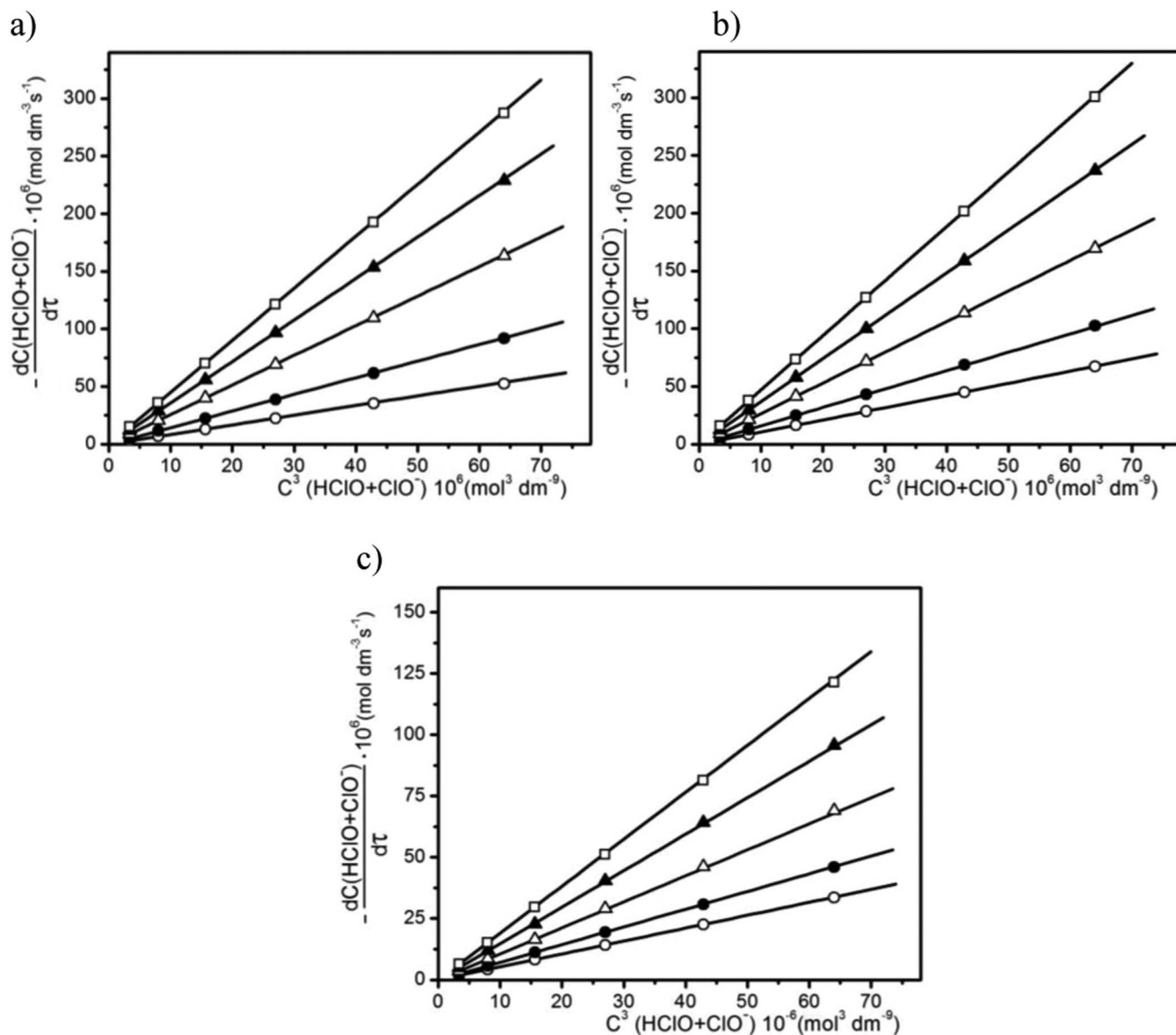


Figure 4. The rate of disproportionation, $-\frac{dC(\text{HClO}+\text{ClO}^-)}{dt}$, as a function of the third power of hypochlorous acid and hypochlorite concentration, $C^3(\text{HClO}+\text{ClO}^-)$, for different concentrations of chromium(VI): $\circ \dots 0.00 \text{ mol dm}^{-3} \text{ Na}_2\text{Cr}_2\text{O}_7$; $\bullet \dots 0.00378 \text{ mol dm}^{-3} \text{ Na}_2\text{Cr}_2\text{O}_7$; $\Delta \dots 0.011357 \text{ mol dm}^{-3} \text{ Na}_2\text{Cr}_2\text{O}_7$; $\blacktriangle \dots 0.01895 \text{ mol dm}^{-3} \text{ Na}_2\text{Cr}_2\text{O}_7$; and $\square \dots 0.02650 \text{ mol dm}^{-3} \text{ Na}_2\text{Cr}_2\text{O}_7$ at: a) $\dots \text{pH} = 6.0$; b) $\dots \text{pH} = 6.4$ and c) $\dots \text{pH} = 7.0$. ($C(\text{NaCl}) = 110 \text{ g dm}^{-3}$; $C(\text{NaClO}_3) = 540 \text{ g dm}^{-3}$, $t = 70^\circ\text{C}$).

of k_5 in the presence of chromium(VI) and no pH dependence in its absence, and the pH dependence of the distribution of concentrations of chromium(VI) species (CrO_4^{2-} , $\text{Cr}_2\text{O}_7^{2-}$ and HCrO_4^-) indicate that different chromium(VI) species exhibit different catalytic effects on the disproportionation reaction. Based on this conclusion, it can be assumed that the kinetic expression of the disproportionation reaction

in the presence of chromium(VI) in the solution takes the following form:

$$\frac{-dC(\text{HClO} + \text{ClO}^-)}{dt} = k_1 C^2(\text{HClO}) \cdot C(\text{ClO}^-) + k_2 C^2(\text{HClO}) \cdot C(\text{ClO}^-) \cdot C(\text{Cr}_2\text{O}_7^{2-})$$

Table II. Experimental (E) and calculated (C) values of the rate constant k_5 for different concentrations of chromium(VI) and pH values of the solution ($C(\text{NaCl}) = 110 \text{ g dm}^{-3}$; $C(\text{NaClO}_3) = 540 \text{ g dm}^{-3}$, $t = 70^\circ\text{C}$).

$C(\text{Na}_2\text{Cr}_2\text{O}_7) \text{ mol dm}^{-3}$	$k_5 \text{ mol}^{-2}\text{dm}^{-6}\text{s}^{-1}$	pH										
		5.8	6.0	6.0	6.2	6.4	6.4	6.6	6.8	7.0	7.0	7.2
		C	E	C	C	E	C	C	C	E	C	C
0.000000			7.1			7.1				7.1		
0.003780		13.60	12.4	12.43	11.48	10.8	10.76	10.27	9.94	9.7	9.72	9.58
0.011357		24.55	22.1	22.12	19.83	17.9	17.95	16.56	15.60	15.0	14.96	14.54
0.018950		33.85	30.9	30.86	27.74	25.0	24.96	22.79	21.24	20.2	20.20	19.51
0.026500		42.04	38.8	38.83	35.20	31.7	31.75	28.91	26.83	25.4	25.39	24.44

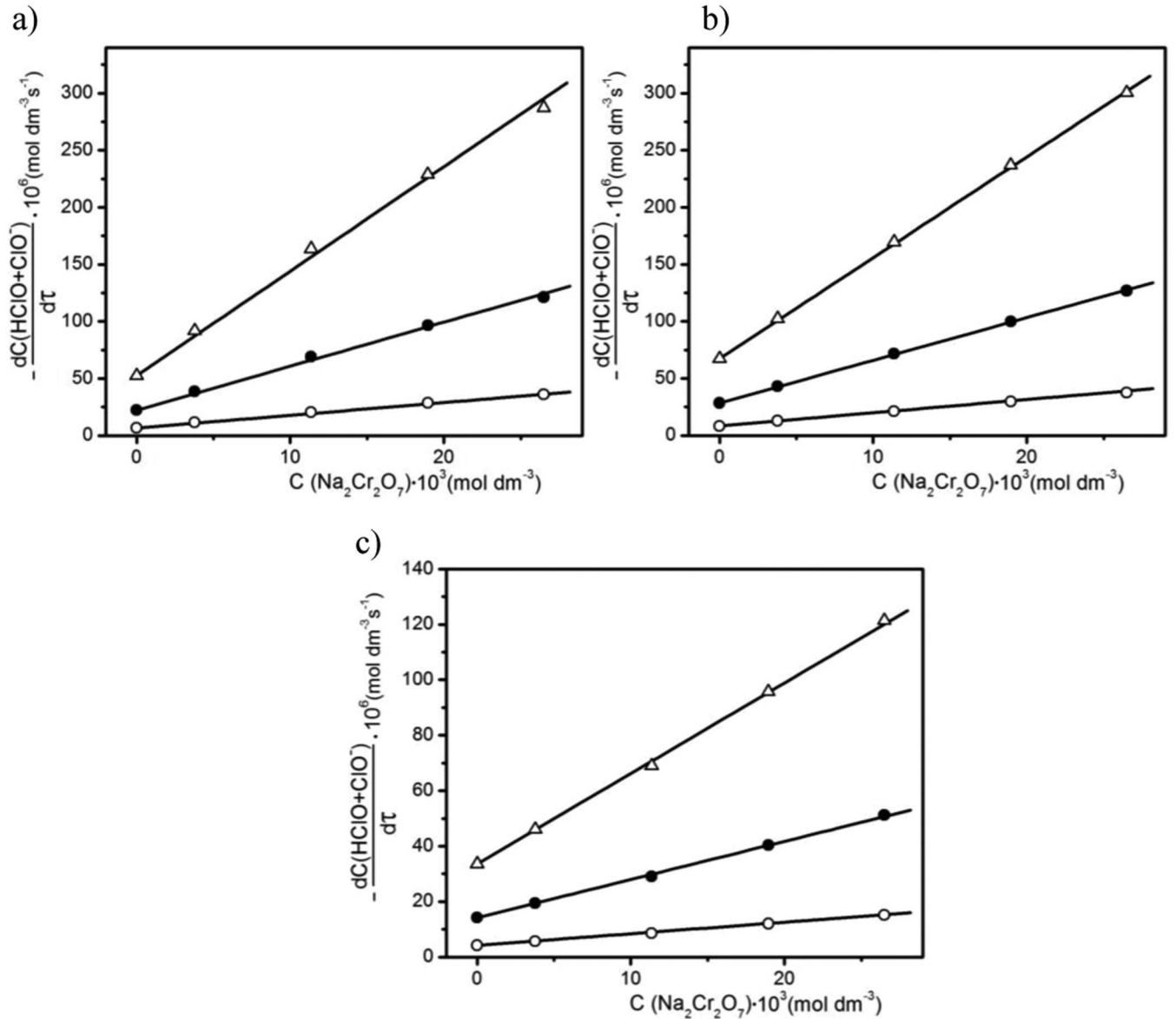


Figure 5. The rate of disproportionation, $-\frac{dC(\text{HClO}+\text{ClO}^-)}{dt}$, as a function of chromium(VI) concentration or different values of the third power of the hypochlorous acid and hypochlorite concentration, $C^3(\text{HClO}+\text{ClO}^-)$: ○ · $8.0 \cdot 10^{-6} \text{ mol}^3 \text{ dm}^{-9}$; ● · $27.0 \cdot 10^{-6} \text{ mol}^3 \text{ dm}^{-9}$ and Δ · $64.0 \cdot 10^{-6} \text{ mol}^3 \text{ dm}^{-9}$ at: a) · pH = 6.0; b) · pH = 6.4 and c) · pH = 7.0. ($C(\text{NaCl}) = 110 \text{ g dm}^{-3}$; $C(\text{NaClO}_3) = 540 \text{ g dm}^{-3}$, $t = 70^\circ\text{C}$).

$$\begin{aligned}
 &+k_3 C^2(\text{HClO}) \cdot C(\text{ClO}^-) \cdot C(\text{CrO}_4^{2-}) \\
 &+k_4 C^2(\text{HClO}) \cdot C(\text{ClO}^-) \cdot C(\text{HCrO}_4^-) \quad [22]
 \end{aligned}$$

Rearranging Equation 22 results in:

$$\begin{aligned}
 -\frac{dC(\text{HClO} + \text{ClO}^-)}{dt} &= [k_1 + k_2 \cdot C(\text{Cr}_2\text{O}_7^{2-}) + k_3 C(\text{CrO}_4^{2-}) \\
 &+ k_4 C(\text{HCrO}_4^-)] \cdot C^2(\text{HClO}) \cdot C(\text{ClO}^-) \quad [23]
 \end{aligned}$$

From Equations 19 and 23, it follows that:

$$k_5 = k_1 + k_2 \cdot C(\text{Cr}_2\text{O}_7^{2-}) + k_3 C(\text{CrO}_4^{2-}) + k_4 C(\text{HCrO}_4^-) \quad [24]$$

The catalytic effect of some chromium(VI) species ($\text{Cr}_2\text{O}_7^{2-}$, CrO_4^{2-} and HCrO_4^-) can be expressed by the values of the constants k_2 , k_3 and k_4 . These values can be determined by using k_5 data (Table II) and concentrations of $\text{Cr}_2\text{O}_7^{2-}$, CrO_4^{2-} and HCrO_4^- .

The concentrations of $\text{Cr}_2\text{O}_7^{2-}$ species are calculated using the equations obtained by combining the equilibrium constant expression

for Reactions 16 and 17 and the mole balance expression for $\text{Cr}_2\text{O}_7^{2-}$, CrO_4^{2-} and HCrO_4^- :

$$\begin{aligned}
 C^2(\text{Cr}_2\text{O}_7^{2-}) - \left\{ \left[\frac{-0.5K_1 \cdot K_2}{C(\text{H}^+)} - 0.5K_1^{1/2} \right]^2 + 2C(\text{Na}_2\text{Cr}_2\text{O}_7) \right\} \\
 \cdot C(\text{Cr}_2\text{O}_7^{2-}) + C^2(\text{Na}_2\text{Cr}_2\text{O}_7) = 0 \quad [25]
 \end{aligned}$$

Solving the quadratic Equation 25 gives the expression for the concentration of $\text{Cr}_2\text{O}_7^{2-}$ ions:

$$C(\text{Cr}_2\text{O}_7^{2-}) = \frac{-B \pm [B^2 - 4C^2(\text{Na}_2\text{Cr}_2\text{O}_7)]^{1/2}}{2} \quad [26]$$

where:

$$B = \left[\frac{-0.5K_1^{1/2} K_2}{C(\text{H}^+)} - 0.5K_1^{1/2} \right]^2 + 2C(\text{Na}_2\text{Cr}_2\text{O}_7) \quad [27]$$

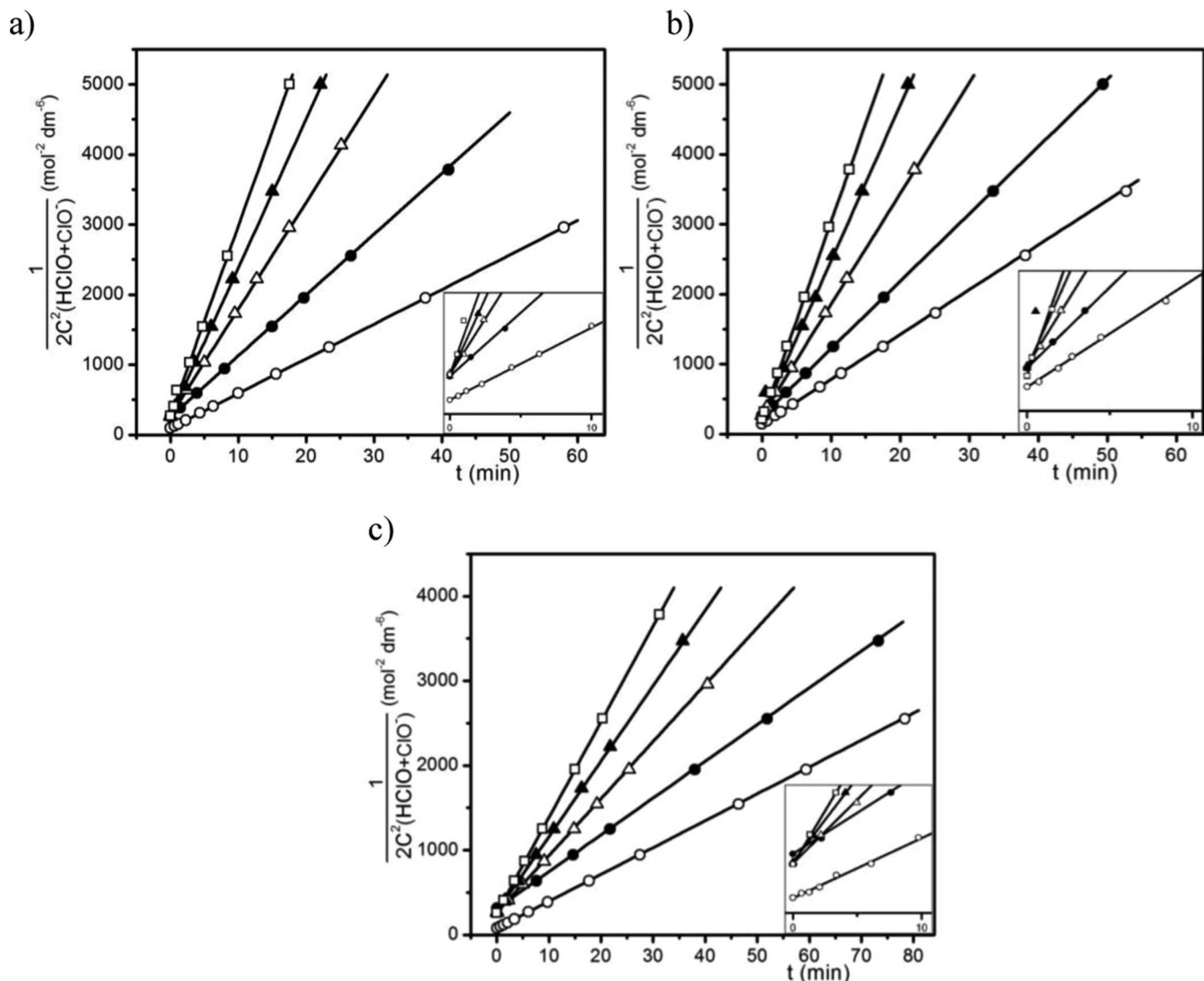


Figure 6. $\frac{1}{2C^2(\text{HClO}+\text{ClO}^-)}$ as a function of time for chromium(VI) concentrations, $C(\text{Na}_2\text{Cr}_2\text{O}_7)$: $\circ \cdot \cdot 0.00 \text{ mol dm}^{-3}$; $\bullet \cdot \cdot 0.00378 \text{ mol dm}^{-3}$; $\Delta \cdot \cdot 0.01137 \text{ mol dm}^{-3}$; $\blacktriangle \cdot \cdot 0.01895 \text{ mol dm}^{-3}$; and $\square \cdot \cdot 0.02650 \text{ mol dm}^{-3}$ at: a) $\cdot \cdot \text{pH} = 6.0$; b) $\cdot \cdot \text{pH} = 6.4$ and c) $\cdot \cdot \text{pH} = 7.0$. ($C(\text{NaCl}) = 110 \text{ g dm}^{-3}$; $C(\text{NaClO}_3) = 540 \text{ g dm}^{-3}$, $t = 70^\circ\text{C}$). The lower right corner contains inserts for the data, $\frac{1}{2C^2(\text{HClO}+\text{ClO}^-)}$, at short times.

Combining the equilibrium constant expressions for Reaction 16 and 17 yields expressions for $C(\text{HCrO}_4^-)$ and $C(\text{CrO}_4^{2-})$:

$$C(\text{HCrO}_4^-) = K_1 C^{1/2}(\text{Cr}_2\text{O}_7^{2-}) \quad [28]$$

$$C(\text{CrO}_4^{2-}) = \frac{K_1^{1/2} K_2 C^{1/2}(\text{Cr}_2\text{O}_7^{2-})}{C(\text{H}^+)} \quad [29]$$

Equations 26, 27, 28 and 29 were used to calculate the concentrations of $\text{Cr}_2\text{O}_7^{2-}$, CrO_4^{2-} and HCrO_4^- ions for different chromium(VI) concentrations and solution pH values. For the equilibrium constants, K_1 and K_2 the values reported in Ref. 61–63 were used, and it was assumed that they did not significantly differ from the values for the solution tested in this experiment. The results are presented in Figure 7.

As shown in Figure 7, the concentration of CrO_4^{2-} ions increases and concentrations of $\text{Cr}_2\text{O}_7^{2-}$ and HCrO_4^- ions decrease with increasing pH of the solution.

Based on the values in Table II for k_1 and k_5 and the calculated concentrations of $\text{Cr}_2\text{O}_7^{2-}$, CrO_4^{2-} and HCrO_4^- ions, four sets of three Equations 24 were formed. Solving each set of equations provided values for k_2 , k_3 and k_4 . Then, their means were calculated i.e. $k_2 = 71.0 \text{ mol}^{-2} \text{ dm}^{-6} \text{ s}^{-1}$; $k_3 = 295.0 \text{ mol}^{-2} \text{ dm}^{-6} \text{ s}^{-1}$ and $k_4 = 2922.5 \text{ mol}^{-2} \text{ dm}^{-6} \text{ s}^{-1}$. The values show that the strongest catalytic effect on the disproportionation reaction was exhibited by HCrO_4^- ions, and the weakest by $\text{Cr}_2\text{O}_7^{2-}$ ions.

Equation 24, the obtained k_2 , k_3 and k_4 values, and the calculated concentrations of $\text{Cr}_2\text{O}_7^{2-}$, CrO_4^{2-} and HCrO_4^- were used to determine the value of the rate constant k_5 . The results are listed in Table II.

The rate constant k_5 as a function of $C(\text{Na}_2\text{Cr}_2\text{O}_7)$ and solution pH is plotted in Figures 8 and 9.

The results presented in Table II and the diagrams in Figures 8 and 9 show that the rate constant for the disproportionation reaction increases as the concentration of chromium(VI) species and solution acidity increase. The pH of the solution has an indirect effect on k_5 as the concentration of the catalytically most active species HCrO_4^- increases with increasing acidity of the solution.

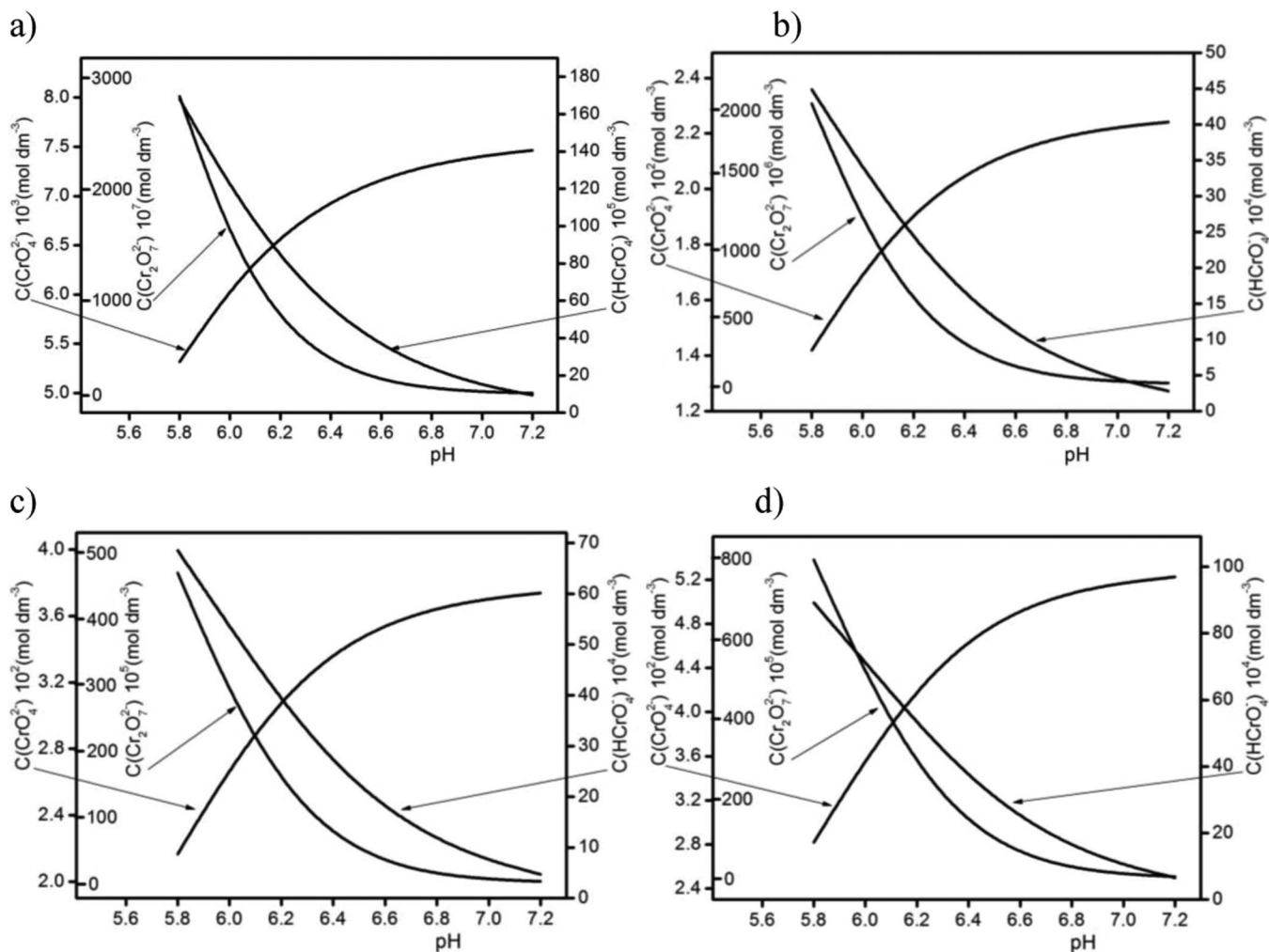


Figure 7. Dependence of $C(\text{Cr}_2\text{O}_7^{2-})$, $C(\text{HCrO}_4^-)$ and $C(\text{CrO}_4^{2-})$ on solution pH and chromium(VI) concentration, $C(\text{Na}_2\text{Cr}_2\text{O}_7)$: a) $\cdot\cdot\cdot$ $0.00378 \text{ mol dm}^{-3}$ $\text{Na}_2\text{Cr}_2\text{O}_7$; b) $\cdot\cdot\cdot$ $0.011357 \text{ mol dm}^{-3}$ $\text{Na}_2\text{Cr}_2\text{O}_7$; c) $\cdot\cdot\cdot$ $0.01895 \text{ mol dm}^{-3}$ $\text{Na}_2\text{Cr}_2\text{O}_7$; and d) $\cdot\cdot\cdot$ $0.02650 \text{ mol dm}^{-3}$ $\text{Na}_2\text{Cr}_2\text{O}_7$ ($C(\text{NaCl}) = 110 \text{ g dm}^{-3}$; $C(\text{NaClO}_3) = 540 \text{ g dm}^{-3}$, $t = 70^\circ\text{C}$).

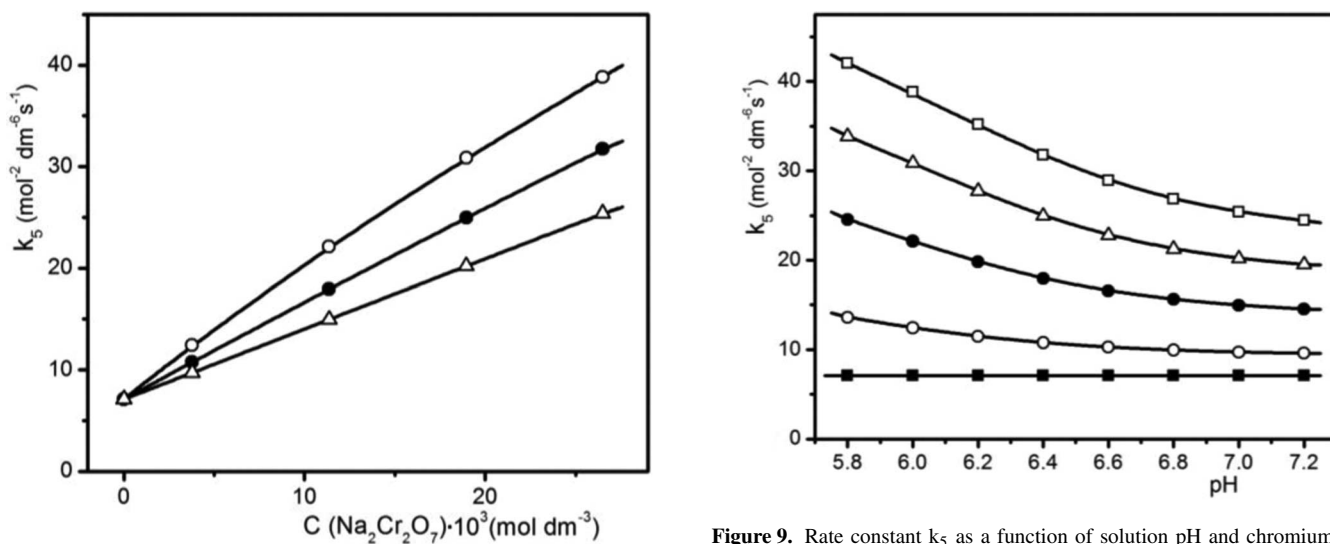


Figure 8. Rate constant k_5 as a function of chromium(VI) concentration and solution pH: \circ $\cdot\cdot\cdot$ pH = 6.0; \bullet $\cdot\cdot\cdot$ pH = 6.4 and Δ $\cdot\cdot\cdot$ pH = 7.0 ($C(\text{NaCl}) = 110 \text{ g dm}^{-3}$; $C(\text{NaClO}_3) = 540 \text{ g dm}^{-3}$, $t = 70^\circ\text{C}$).

Figure 9. Rate constant k_5 as a function of solution pH and chromium(VI) concentrations: $C(\text{Na}_2\text{Cr}_2\text{O}_7)$: \blacksquare $\cdot\cdot\cdot$ 0.00 mol dm^{-3} $\text{Na}_2\text{Cr}_2\text{O}_7$; \circ $\cdot\cdot\cdot$ $0.00378 \text{ mol dm}^{-3}$ $\text{Na}_2\text{Cr}_2\text{O}_7$; \bullet $\cdot\cdot\cdot$ $0.011357 \text{ mol dm}^{-3}$ $\text{Na}_2\text{Cr}_2\text{O}_7$; Δ $\cdot\cdot\cdot$ $0.01895 \text{ mol dm}^{-3}$ $\text{Na}_2\text{Cr}_2\text{O}_7$; \blacktriangle $\cdot\cdot\cdot$ $0.02650 \text{ mol dm}^{-3}$ $\text{Na}_2\text{Cr}_2\text{O}_7$ ($C(\text{NaCl}) = 110 \text{ g dm}^{-3}$; $C(\text{NaClO}_3) = 540 \text{ g dm}^{-3}$, $t = 70^\circ\text{C}$).

Under steady-state chlorate production conditions, at a constant pH, steady-state concentrations of hypochlorous acid and hypochlorite are established, thus equalizing the production and consumption of hypochlorous acid and hypochlorite.

The production of hypochlorous acid and hypochlorite equals $\frac{If}{2F}$ where: I – current strength (A); f – the fraction of the anodic current efficiency for the oxidation of chloride ions (Reaction 1), and F – the Faraday constant ($F = 96480$ A s). Hypochlorous acid and hypochlorite are consumed during several reactions, mostly through disproportionation (Reaction 4).¹⁻¹⁵

The opinion of a number of authors^{7,10-13,16,17,29-31} is that substantial losses in current efficiency during the electrolytic chlorate process occur only due to the anodic oxidation of hypochlorous acid and hypochlorite (Reactions 7 and 8).

The current efficiencies measured using increments in chlorate concentration in the apparatus (Fig. 1) agreed to an accuracy of $\pm 0.6\%$ with those determined based on the composition of the output gas mixture, using the expression based on Reactions 7 and 8. These results indicated that the current losses induced by Reaction 9 and by the anodic oxidation of water and OH^- ions (Reactions 10 and 11, respectively) are negligible. Similar conclusions were drawn elsewhere.^{10,33,35-37}

Adding chromium(VI) to the electrolyte completely suppresses the reduction of hypochlorous acid, hypochlorite and chlorate (Reactions 14 and 15, respectively) at the steel and titanium cathodes.^{1-7,15-17,41-47} Therefore, these hypochlorite losses can be completely neglected.

The consumption of hypochlorous acid and hypochlorite by homogeneous chemical reactions (Reactions 5 and 6, respectively) is also negligible,²³ as confirmed by the dependence between the current efficiency determined by measuring the increment of chlorate concentration and the current efficiency determined using the content of oxygen in the output gas mixture. Losses in hypochlorous acid and hypochlorite due to homogenous chemical Reactions 5 and 6 can be significant only if the electrolyte contains significant amounts of ions of some heavy metals.⁵⁸⁻⁶⁰ J. Wanngård and M. Wildlock²³ showed that, during the chlorate process, at $6.0 \leq \text{pH} \leq 7.2$, the current losses caused by the desorption of chlorine and hypochlorous acid are negligible.

Given the above considerations, the following mole balance can be formed for hypochlorous acid and hypochlorite under steady-state chlorate production conditions:

$$\frac{If}{2F} = V k_5 \frac{K_3 C^2 (H^+)}{[K_3 + C(H^+)]^3} \cdot C^3 (\text{HClO} + \text{ClO}^-) + \frac{I(1-f)}{F} \quad [30]$$

where: $\frac{I(1-f)}{F}$ the amount of hypochlorite lost due to anodic oxidation (Reactions 7 and 8) (mol); V – total volume of the solution (dm^3).

Rearranging Equation 30 gives:

$$\frac{I(3f-2)}{2FV} = \frac{I\eta}{2FV} = k_5 \frac{K_3 C^2 (H^+)}{[K_3 + C(H^+)]^3} \cdot C^3 (\text{HClO} + \text{ClO}^-) \quad [31]$$

As $(3f-2)$ is the fraction of current consumed for chlorate production, $\eta = 3f-2$ is the anodic current efficiency for chlorate production.⁴⁰

Based on Equation 31, k_5 values (Table II) and η values (Table III), steady-state concentrations of hypochlorous acid and hypochlorite, $C(\text{HClO} + \text{ClO}^-)$, were determined for different pH values and chromium(VI) concentrations. For calculation purposes, the value of $2 \cdot 10^{-7} \text{ mol dm}^{-3}$ was used for the hypochlorite equilibrium constant, K_3 .⁶⁶ Assuming that O_2 was generated only by the anodic oxidation of $\text{HClO} + \text{ClO}^-$, η values were determined using the expression $\eta = \frac{100-2\% \text{Cl}_2-3\% \text{O}_2}{100-\% \text{Cl}_2-\% \text{O}_2}$.⁶⁶ The results obtained are presented in Table IV and Figure 10. For the sake of comparison, the experimental values of $C(\text{HClO} + \text{ClO}^-)$ are also presented.

As presented in Figure 10, the calculated values (Equation 31) practically coincide with the experimental results. This confirms the validity of the proposed mechanism of the catalytic disproportionation of hypochlorous acid and hypochlorite by chromium(VI) i.e. that the different chromium(VI) species ($\text{Cr}_2\text{O}_7^{2-}$, CrO_4^{2-} and HCrO_4^-), whose concentrations are pH-dependent, exhibit different catalytic

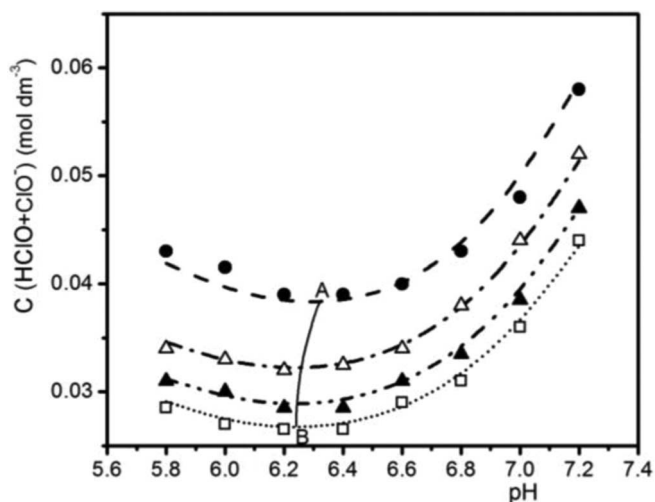


Figure 10. Steady-state concentrations of hypochlorous acid and hypochlorite, $C(\text{HClO} + \text{ClO}^-)$, as a function of solution pH for different concentrations of chromium(VI), $C(\text{Na}_2\text{Cr}_2\text{O}_7)$ (curves showing the calculated values) (Equation 31, and symbols representing the experimental results): (—) and ● · · · $0.00378 \text{ mol dm}^{-3} \text{Na}_2\text{Cr}_2\text{O}_7$; (— · —) and Δ · · · $0.011357 \text{ mol dm}^{-3} \text{Na}_2\text{Cr}_2\text{O}_7$; (· · ·) and ▲ · · · $0.01895 \text{ mol dm}^{-3} \text{Na}_2\text{Cr}_2\text{O}_7$; and (· · ·) and □ · · · $0.02650 \text{ mol dm}^{-3} \text{Na}_2\text{Cr}_2\text{O}_7$ ($C(\text{NaCl}) = 110 \text{ g dm}^{-3}$; $C(\text{NaClO}_3) = 540 \text{ g dm}^{-3}$, $t = 70^\circ \text{C}$).

effects. The established catalysis model indicates that disproportionation in the presence of chromium(VI) is a third-order reaction with respect to hypochlorous acid and hypochlorite, and a first-order reaction with respect to the chromium(VI) species. Based on the proposed catalysis model, it can be assumed that the chromium(VI) species ($\text{Cr}_2\text{O}_7^{2-}$, CrO_4^{2-} and HCrO_4^-) most likely do not change the sequence of elementary reactions in the disproportionation mechanism, but only lower the activation energy of the rate-determining step through interaction with its reactants. Probably as the result of the interaction, chromium(VI) species increase the Gibbs free energy of reactants or decrease the Gibbs free energy of products of the slowest elementary reaction in the disproportionation reaction mechanism, thus decreasing the activation energy.

The diagrams in Fig. 10 show a decrease in the catalytic effect of chromium(VI) with increasing pH of the solution. This decrease is due to the reduction in the concentration of the catalytically most reactive species HCrO_4^- with increasing pH of the solution.

The optimal pH of the solution, in the absence of chromium(VI), for the maximum rate of disproportionation, is 6.4. At this pH, the mole ratio of hypochlorous acid to hypochlorite is 2:1, which, in accordance with Equation 18, ensures the maximum rate of disproportionation. In the presence of chromium(VI), as its concentration increases, the optimum pH is shifted to lower pH values (curve A – B, Fig. 10). This occurs due to two effects: a) the increase in chromium(VI) concentration and the increase in solution acidity cause an increase in the concentration of the catalytically most active species HCrO_4^- , thus inducing a higher rate of disproportionation, and b) the decrease in pH, at $\text{pH} < 6.4$, increases the ratio of hypochlorous acid to hypochlorite above 2:1, thus decreasing the rate of disproportionation. These two opposite effects cause a shift in the optimum pH to lower values with increasing concentration of chromium(VI), which is consistent with Equation 31.

Knowledge of the mechanism by which chromium(VI) affects different reactions in the electrolytic manufacture of chlorate ensures the optimization of the production process.

Conclusions

In the solution for the electrolytic production of chlorate, chromium(VI) catalyzes the disproportionation of hypochlorous acid

Table III. The content of O₂ in the gas leaving the cell and anodic current efficiency for chlorate production, η , for different concentrations of chromium(VI), C(Na₂Cr₂O₇) and pH values of the solution (C(NaCl) = 110 g dm⁻³; C(NaClO₃) = 540 g dm⁻³, t = 70°C).

pH	5.8	6.0	6.2	6.4	6.6	6.8	7.0	7.2
C(Na ₂ Cr ₂ O ₇) mol dm ⁻³					0.00378			
η	0.924	0.926	0.930	0.930	0.930	0.926	0.915	0.89
C(Na ₂ Cr ₂ O ₇) mol dm ⁻³					0.011357			
η	0.938	0.940	0.950	0.946	0.940	0.930	0.924	0.900
C(Na ₂ Cr ₂ O ₇) mol dm ⁻³					0.01895			
η	0.950	0.953	0.954	0.950	0.946	0.940	0.930	0.910
C(Na ₂ Cr ₂ O ₇) mol dm ⁻³					0.02650			
η	0.952	0.956	0.960	0.957	0.950	0.946	0.936	0.920

Table IV. Steady-state concentrations of hypochlorous acid and hypochlorite, C(HClO + ClO⁻), obtained experimentally and calculated by Equation 31, for different chromium(VI) concentrations and solution pH values.

C(Na ₂ Cr ₂ O ₇) mol dm ⁻³					0.00378			
C(HClO+ClO ⁻) mol dm ⁻³ Eq. 31	0.0419	0.0395	0.0383	0.0383	0.0398	0.0434	0.0496	0.0588
C(HClO+ClO ⁻) mol dm ⁻³ exper.	0.0430	0.0415	0.0390	0.0390	0.0400	0.0430	0.0480	0.0580
C(Na ₂ Cr ₂ O ₇) mol dm ⁻³					0.011357			
C(HClO+ClO ⁻) mol dm ⁻³ Eq. 31	0.0346	0.0328	0.0321	0.0324	0.0341	0.0375	0.0431	0.0514
C(HClO+ClO ⁻) mol dm ⁻³ exper.	0.0340	0.0330	0.0320	0.0325	0.0340	0.0380	0.0440	0.0520
C(Na ₂ Cr ₂ O ₇) mol dm ⁻³					0.01895			
C(HClO+ClO ⁻) mol dm ⁻³ Eq. 31	0.0312	0.0295	0.0287	0.0291	0.0307	0.0339	0.0391	0.0469
C(HClO+ClO ⁻) mol dm ⁻³ exper.	0.0310	0.0300	0.0285	0.0285	0.0310	0.0335	0.0385	0.0470
C(Na ₂ Cr ₂ O ₇) mol dm ⁻³					0.02650			
C(HClO+ClO ⁻) mol dm ⁻³ Eq. 31	0.0291	0.0273	0.0266	0.0269	0.0284	0.0314	0.0363	0.0435
C(HClO+ClO ⁻) mol dm ⁻³ exper.	0.0285	0.0270	0.0265	0.0265	0.0290	0.0310	0.0360	0.0440

and hypochlorite, thus increasing the anodic current efficiency for chlorate production. The catalytic effect increases as chromium(VI) concentration and solution acidity increase. The species Cr₂O₇²⁻, CrO₄²⁻ and HCrO₄⁻ coexist in the chromium(VI) solution. As the pH of the solution decreases, the concentration of Cr₂O₇²⁻ and HCrO₄⁻ ions increases and that of CrO₄²⁻ ions decreases. In the absence of chromium(VI), disproportionation is a third-order reaction with respect to hypochlorous acid and hypochlorite. In the presence of chromium(VI), the reaction is both a third-order reaction with respect to hypochlorous acid and hypochlorite, and a first-order reaction with respect to the chromium(VI) species: Cr₂O₇²⁻, HCrO₄⁻ and CrO₄²⁻. The highest catalytic activity is exhibited by HCrO₄⁻ ions. Most likely, the chromium(VI) species do not change the sequence of elementary reactions in the disproportionation mechanism but only speed up the rate-determining step through interaction with reactants or intermediates. As chromium(VI) concentration increases, the optimum pH of the disproportionation reaction is shifted to an acid environment. This is due to an increase in the concentration of the catalytically most active species HCrO₄⁻ with increasing chromium(VI) concentration and solution acidity. Based on the experimental results and theoretical considerations, a mathematical model of the catalytic effect of chromium(VI) on the disproportionation of hypochlorous acid and hypochlorite into chlorate was set up. Good agreement was obtained between the theoretical and experimental values.

Acknowledgments

This study was financially supported by the Ministry of Education and Science of the Republic of Serbia through Project Ref. No. 172057.

References

1. IPTS/EC, *Integrated Pollution Prevention and Control Reference Document on Best Available Techniques for the Manufacture of Large Volume Inorganic Chemicals - Solids and Others industry*, LVIC-S, Brussels, Belgium, (2007).
2. H. Vogt, J. Balej, J. E. Bennett, P. Wintzer, S. A. Sheikh, and P. Gallone, *Ullmann's Encycl. Ind. Chem.*, p. 1, Wiley-VCH Verlag GmbH & Co. KGaA, Weinheim, Germany (2000).
3. M. Grotheer, R. Alkire, R. Varjtan, V. Srinivasan, and J. W. Weidner, *Electrochem. Soc. Interface*, **15**(1), 52 (2006).
4. S. S. L. Beraud, A. Gao, and S. Davis, *Sodium Chlorate - HIS Chemical Economics Handbook*, (2015).
5. H. Vogt, J. Balej, J. E. Bennett, P. Wintzer, S. A. Sheikh, P. Gallone, S. Vasudevan, and K. Pelin, *Ullmann's Encycl. Ind. Chem.*, p. 1, Electronic Release, 7th ed., Wiley-VCH, Weinheim, Germany (2010).
6. J. E. Colman and B. V. Tilak, *Encyclopedia of Chemical Processing and Design: Volume 51 - Slurry Systems: Instrumentation to Solid-Liquid Separation*, J. J. McKetta Jr, Editor, **51**, 126, Marcel Dekker, New York (1995).
7. N. Ibl and H. Vogt, *Bockris J. O.B. E. Conway, E. Yeager, and R. E. White, Editors*, vol. 2, p. 167, *Comprehensive Treatise of Electrochemistry*, Springer, Boston, MA (1981).
8. M. Spasojević, L. Ribić-Zelenović, and P. Spasojević, *Ceram. Int.*, **38**(7), 5827 (2012).
9. M. M. Jaksic, *J. Electrochem. Soc.*, **121**(1), 70 (1974).
10. M. Spasojević, N. Krstajić, and M. Jakšić, *Surf. Techn.*, **21**(1), 19 (1984).
11. A. R. Despić, M. M. Jakšić, and B. Ž. Nikolić, *J. Appl. Electrochem.*, **2**(4), 337 (1972).
12. M. D. Spasojević, N. V. Krstajić, and M. M. Jakšić, *J. Mol. Catal.*, **40**(3), 311 (1987).
13. M. D. Spasojević, L. J. Ribić-Zelenović, P. M. Spasojević, and B. Ž. Nikolić, *J. Serb. Chem. Soc.*, **79**(6), 677 (2014).
14. K. Viswanathan and B. V. Tilak, *J. Electrochem. Soc.*, **131**(7), 1551 (1984).
15. H. Wendt, H. Vogt, G. Kreysa, D. M. Kolb, G. E. Engelmann, J. C. Ziegler, H. Goldacker, K. Jüttner, U. Galla, H. Schmieder, and E. Steckhan, *Ullmann's Encycl. Ind. Chem.*, p. 1, Wiley-VCH Verlag GmbH & Co. KGaA, Weinheim, Germany (2009).
16. D. Landolt and N. Ibl, *Electrochim. Acta*, **15**(7), 1165 (1970).
17. M. M. Jaksic, A. R. Despic, I. M. Csonka, and B. Z. Nikolic, *J. Electrochem. Soc.*, **116**(9), 1316 (1969).
18. H. Imagawa, *Denki Kagaku*, **20**, 571 (1952).
19. J. d'Ans and H. E. Freund, *Z. Elektrochem.*, **61**, 10 (1957).
20. T. Yokoyama and O. Takayasu, *Kogyo Kagaku Zasshi*, **70**, 1619 (1967).
21. L. C. Adam, I. Fabian, K. Suzuki, and G. Gordon, *Inorg. Chem.*, **31**(17), 3534 (1992).
22. S. Sandin, R. K. B. Karlsson, and A. Cornell, *Ind. Eng. Chem. Res.*, **54**(15), 3767 (2015).
23. J. Wangård and M. Wildlock, *Chem. Eng. Res. Des.*, **121**, 438 (2017).
24. M. W. Lister, *Can. J. Chem.*, **34**(4), 465 (1956).
25. M. W. Lister, *Can. J. Chem.*, **30**(11), 879 (1952).
26. M. W. Lister and R. C. Petterson, *Can. J. Chem.*, **40**(4), 729 (1962).
27. J. A. Church, *Ind. Eng. Chem. Res.*, **33**(2), 239 (1994).
28. L. C. Adam and G. Gordon, *Inorg. Chem.*, **38**(6), 1299 (1999).
29. N. Ibl and D. Landolt, *J. Electrochem. Soc.*, **115**(7), 713 (1968).
30. L. R. Czarnetzki and L. J. J. Janssen, *J. of Appl. Electrochem.*, **22**(4), 315 (1992).
31. L. Hammar and G. Wranglén, *Electrochim. Acta*, **9**(1), 1 (1964).
32. S. Kotowski and B. Busse, *Modern Chlor-Alkali Technology*, **3**(22) 310, K. Wall, Editor, Ellis Horwood, Chichester, (1986).
33. K. L. Hardee and L. K. Mitchell, *J. Electrochem. Soc.*, **136**(11), 3314 (1989).
34. P. Byrne, E. Fontes, O. Parhammar, and G. Lindbergh, *J. Electrochem. Soc.*, **148**(10), D125 (2001).

35. R. K. B. Karlsson and A. Cornell, *Chem. Rev.*, **116**(5), 2982 (2016).
36. N. Krstajić, V. Nakić, and M. Spasojević, *J. Appl. Electrochem.*, **21**(7), 637 (1991).
37. N. V. Krstajić, M. D. Spasojević, and M. M. Jakšić, *J. Mol. Catal.*, **38**(1-2), 81 (1986).
38. L. Nylén and A. Cornell, *J. Appl. Electrochem.*, **39**(1), 71 (2009).
39. B. Endrődi, N. Simic, M. Wildlock, and A. Cornell, *Electrochim. Acta*, **234**, 108 (2017).
40. M. Spasojević, N. Krstajić, P. Spasojević, and L. Ribić-Zelenović, *Chem. Eng. Res. Des.*, **93**, 591 (2015).
41. B. V. Tilak, K. Tari, and C. L. Hoover, *J. Electrochem. Soc.*, **135**(6), 1386 (1988).
42. G. Lindbergh and D. Simonsson, *Electrochim. Acta*, **36**(13), 1985 (1991).
43. A. A. Tidblad and J. Martensson, *Electrochim. Acta*, **42**(3), 389 (1997).
44. K. Hedenstedt, A. S. O. Gomes, M. Busch, and E. Ahlberg, *Electrocatalysis*, **7**(4), 326 (2016).
45. C. Wagner, *J. Electrochem. Soc.*, **101**(4), 181 (1954).
46. B. V. Tilak, K. Viswanathan, and C. G. Rader, *J. Electrochem. Soc.*, **128**(6), 1228 (1981).
47. I. Taniguchi and T. Sekine, *Denki Kagaku*, **43**, 201 (1975).
48. G. Lindbergh and D. Simonsson, *J. Electrochem. Soc.*, **137**(10), 3094 (1990).
49. W. J. Clark and R. L. McCreery, *J. Electrochem. Soc.*, **149**(9), B379 (2002).
50. H. A. Duarte, K. Jha, and J. W. Weidner, *J. Appl. Electrochem.*, **28**(8), 811 (1998).
51. J. Wulff and A. Cornell, *J. Appl. Electrochem.*, **37**(1), 181 (2007).
52. V. I. Ginzburg and L. G. Teterova, *Russ. J. Electrochem.*, **8**, 14 (1972).
53. V. I. Eberil, N. S. Fedotova, and E. A. Novikov, *Russ. J. Electrochem.*, **33**(6), 660 (1997).
54. V. I. Eberil, N. S. Fedotova, and E. A. Novikov, *Russ. J. Electrochem.*, **33**(5), 563 (1997).
55. Nylén and A. Cornell, *J. Electrochem. Soc.*, **153**(1), D14 (2006).
56. M. Macounová, N. Simic, E. Ahlberg, and P. Krtíl, *J. Am. Chem. Soc.*, **137**(23), 7262 (2015).
57. E. Müller, *Z. Elektrochem.*, **5**(41), 469 (1899).
58. W. Lister, *Can. J. Chem.*, **34**, 479 (1956).
59. E. T. Gray, R. W. Taylor, and D. W. Margerum, *Inorg. Chem.*, **16**(12), 3047 (1977).
60. A. Hamano and H. Mori, *Sasebo Kogyo Koto SenmonGakkoKenkyuHokoku*, **14**, 65 (1977).
61. J. W. Ball and D. K. Nordstrom, *J. Chem. Eng. Data*, **43**(6), 895 (1998).
62. J. D. Ramsey, L. Xia, M. W. Kendig, and R. L. McCreery, *Corros. Sci.*, **43**(8), 1557 (2001).
63. F. Brito, J. Ascanio, S. Mateo, C. Hernández, L. Araujo, P. Gili, P. Martín-Zarza, S. Domínguez, and A. Mederos, *Polyhedron*, **16**(21), 3835 (1997).
64. G. Gordon, R. G. Kieffer, and D. H. Rosenblatt, *Prog. Inorg. Chem.*, **15**, 201, S. J. Lippard, Editor, John Wiley & Sons, Inc., Hoboken, NJ, USA (1972).
65. U. Č. Lačnjevac, B. M. Jović, Lj. M. Gajić-Krstajić, J. Kovač, V. D. Jović, and N. V. Krstajić, *Electrochim. Acta*, **96**, 34 (2003).
66. M. Jakšić, *Faculty of Technology and Metallurgy, University of Belgrade, Serbia, PhD Thesis* (1970).