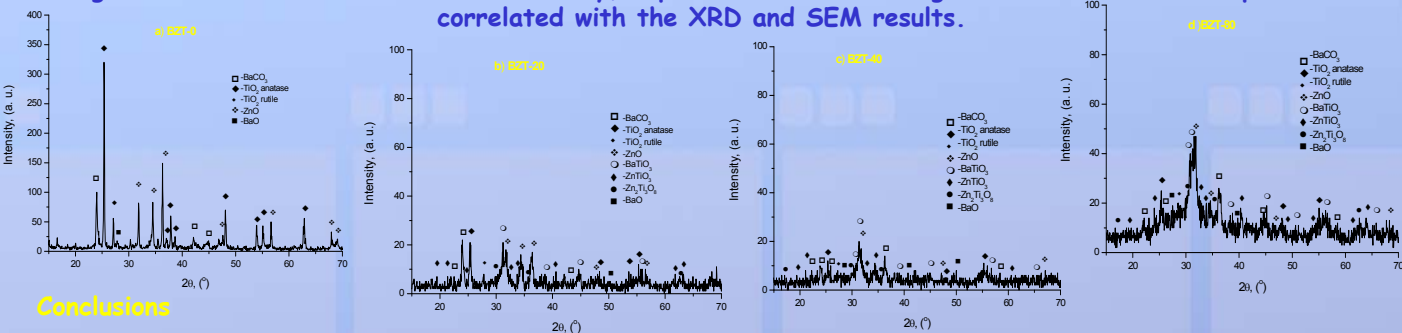


Structural and Electrical Properties of Barium-Zinc-Titanate Ceramics Sintered at 1300°C

N. Obradović, S. Filipović, V. Pavlović, V. Paunović, M. Mitrić, M. M. Ristić

Abstract


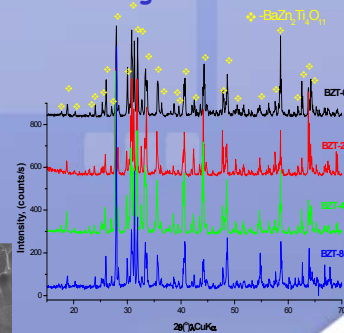
The aim of this work was an investigation of structural and electrical properties of sintered barium-zinc-titanate ceramics. Mixtures of BaCO₃, ZnO and TiO₂ were mechanically activated in a planetary ball mill up to 80 minutes and sintered isothermally in air for 120 minutes at 1300°C. The phase composition in the BaCO₃-ZnO-TiO₂ system after milling and sintering was analyzed using the XRD method. The existence of pure barium-zinc-titanate has been registered. Microstructure analyses were performed using SEM. The results of electric resistivity, capacitance and loss tangent of the sintered samples were correlated with the XRD and SEM results.



Conclusions

The influence of mechanical activation of the BaCO₃-ZnO-TiO₂ system on structural and electrical properties of sintered barium-zinc-titanate ceramics has been examined. It was noticed that the first significant appearance of barium-titanate phase along with all the starting phases is established to be after 20 minutes of mechanical treatment. A pure barium-zinc-titanate phase in all samples has been synthesized successfully after the sintering process. Microstructure analyses showed that mechanical activation led to the increase of contact necks and strengthening of boundary regions of neighboring grains thus influencing the final density and electrical properties of the samples.

Sample	ds(XRD)	gr	Q	tanδ:10 ⁻³	ρ(Ωm)
BZT-0	70.42	4.18	92.98	10.75	4.45
BZT-20	92.37	4.46	82.61	12.11	3.87
BZT-40	91.90	5.17	56.06	17.84	6.81
BZT-80	93.12	5.52	123.09	8.12	3.11



Acknowledgment

This research is part of Project F-7 of Serbian Academy of Sciences and Arts and Project 142011 G of Ministry for Science and the Republic of Serbia.